

Dreamcast



# PROJECT JUSTICE

CAPCOM

TEEN

T

CONTENT RATED BY  
ESRB

## WARNINGS Read Before Using Your Sega Dreamcast™ Video Game System

### CAUTION

Anyone who uses the Sega Dreamcast should read the operating manual for the software and console before operating them. A responsible adult should read these manuals together with any minors who will use the Sega Dreamcast before the minor uses it.

### HEALTH AND EPILEPSY WARNING

Some small number of people are susceptible to epileptic seizures or loss of consciousness when exposed to certain flashing lights or light patterns that they encounter in everyday life, such as those in certain television images or video games. These seizures or loss of consciousness may occur even if the person has never had an epileptic seizure.

If you or anyone in your family has ever had symptoms related to epilepsy when exposed to flashing lights, consult your doctor prior to using the Sega Dreamcast.

In all cases, parents should monitor the use of video games by their children. If any player experiences dizziness, blurred vision, eye or muscle twitches, loss of consciousness, disorientation, any involuntary movement or convulsion, IMMEDIATELY DISCONTINUE USE AND CONSULT YOUR DOCTOR BEFORE RESUMING PLAY.

To reduce the possibility of such symptoms, the operator must follow these safety precautions at all times when using the Sega Dreamcast.

- Sit a minimum of 6.5 feet away from the television screen. This should be as far as the length of the controller cable.
- Do not play if you are tired or have not had much sleep.
- Make sure that the room in which you are playing has all the lights on and is well lit.
- Stop playing video games for at least ten to twenty minutes per hour. This will rest your eyes, neck, arms and fingers so that you can continue comfortably playing the game in the future.

### OPERATING PRECAUTIONS

To prevent personal injury, property damage or malfunction:

- Before removing the disc, be sure it has stopped spinning.
- The Sega Dreamcast GD-ROM disc is intended for use exclusively on the Sega Dreamcast video game system. Do not use this disc in anything other than a Sega Dreamcast console, especially not in a CD player.
- Do not allow fingerprints or dirt on either side of the disc.
- Avoid bending the disc. Do not touch, smudge or scratch its surface.
- Do not modify or enlarge the center hole of the disc or use a disc that is cracked, modified or repaired with adhesive tape.
- Do not write on or apply anything to either side of the disc.
- Store the disc in its original case and do not expose it to high temperature and humidity.
- Do not leave the disc in direct sunlight or near a radiator or other source of heat.
- Use lens cleaner and a soft dry cloth to clean the disc, wiping gently from the center to the edge. Never use chemicals such as benzene and paint thinner to clean the disc.

### PROJECTION TELEVISION WARNING

Still pictures or images may cause permanent picture tube damage or mark the phosphor of the CRT. Avoid repeated or extended use of video games on large-screen projection televisions.

### SEGA DREAMCAST VIDEO GAME USE

This GD-ROM can only be used with the Sega Dreamcast video game system. Do not attempt to play this GD-ROM on any other CD player; doing so may damage the headphones and/or speakers. This game is licensed for home play on the Sega Dreamcast video game system only. Unauthorized copying, reproduction, rental, or public performance of this game is a violation of applicable laws. The characters and events portrayed in this game are purely fictional. Any similarity to other persons, living or dead, is purely coincidental.

# CAPCOM

## A Special Message from CAPCOM ENTERTAINMENT

Thank you for selecting PROJECT JUSTICE for your Sega Dreamcast.

We at CAPCOM ENTERTAINMENT are proud to bring you this new

addition to your video game library.

CAPCOM ENTERTAINMENT, INC.

475 Oakmead Parkway, Sunnyvale, CA 94086

© CAPCOM CO., LTD. 2001 ALL RIGHTS RESERVED.

© CAPCOM U.S.A., INC. 2001 ALL RIGHTS RESERVED.

CAPCOM and the CAPCOM LOGO are registered trademarks of CAPCOM CO., LTD. PROJECT JUSTICE and CAPCOM EDGE are trademarks of CAPCOM CO., LTD. NEC Folkworks Technology used by permission.

### CAPCOM EDGE HINT LINE

Hints are available.

**1-900-976-EDGE (1-900-976-3343)**

\$39 per minute for 24-hr. pre-recorded information.

\$1.25 per minute for live Game Counselor assistance.

From Canada: 1-900-677-2272 (\$1.25 per minute).

Must be 18 years or older, or have parental permission. Game Counselors available Monday - Friday 8:30 a.m. - 5:00 p.m. Pacific Time. This hint line supports games produced by CAPCOM ENTERTAINMENT, INC. only. No hints will be given on our Consumer Service line. You must have a touch-tone phone to use this service.

### CAPCOM ON-LINE

<http://www.capcom.com>

Visit our website to see all the great new CAPCOM products or to check out featured games on-line! You can also e-mail us at [megamail@capcom.com](mailto:megamail@capcom.com) for technical help or to find out what's new at CAPCOM!

REGISTER ONLINE AT [WWW.CAPCOM.COM](http://WWW.CAPCOM.COM)

## CONTENTS

Sega Dreamcast™	2
Starting a Game	3
Saving/Loading Game Information	3
Controls	4
Game Screen	6
Fight Rules	7
Game Modes	8
Options	10
Basic Special Moves	12
Technique	14
Characters	17
Batsu	17
Hinata	17
Kiyosuke	18
Shoma	18
Natsu	19
Roberto	19
Boman	20
Incho	20
Ran	21
Edge	21
Gan	22
Daigo	22
Hideo	23
Kiyoko	23
Higato	24
Akira	24
Zaki	25
Yurika	25
Momo	26
Nagare	26
Capcom Edge	28

## SEGA DREAMCAST™

### SEGA DREAMCAST™ HARDWARE UNIT



### CONTROL PORTS

Use these ports to connect the Sega Dreamcast™ Controller or other peripheral equipment. From left to right are Control Port A, Control Port B, Control Port C, and Control Port D. For **PROJECT JUSTICE**, use Control Ports A, B, C and D to connect controllers for players 1, 2, 3 and 4 respectively.

**PROJECT JUSTICE** is a 1-to-4 player game. Before turning the Sega Dreamcast power ON, connect the Sega Dreamcast controller(s) or other peripheral equipment into the control ports. Purchase additional controllers (sold separately) to play with two or more people.

To return to the Title screen at any point during game play, simultaneously press and hold the A, B, X, Y and Start buttons. This will cause the Sega Dreamcast to soft-reset the software.

### SEGA DREAMCAST™ VISUAL MEMORY UNIT (VMU)

To save option settings and high score information, insert a memory card into Expansion Slot 1 of the controller in Control Port A **BEFORE** turning on the Sega Dreamcast.

**Note:** While saving a game file, never turn OFF the Sega Dreamcast power, remove the memory card or disconnect the controller.



## STARTING A GAME



Press the Start Button at the Title screen to display the Play Mode Select menu. To make your selections, use the Directional Button or Joystick to choose and press the A Button to confirm.

- Select a game mode. (See game mode descriptions beginning on page 8.)
- Select a school, character or team of characters, depending on your game mode. (See the "Character" section starting on page 12.)

## SAVING/LOADING GAME INFORMATION

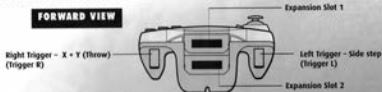
You can save game information to an optional memory card and access your saved games in order to resume play. Use the **MEMORY CARD** option from the Play Mode Select menu. (See page 11 for instructions.)

This game requires an optional memory card with 4 free blocks to save game information.

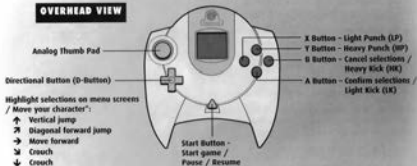
## CONTROLS

### SEGA DREAMCAST CONTROLLER

#### FORWARD VIEW



#### OVERHEAD VIEW



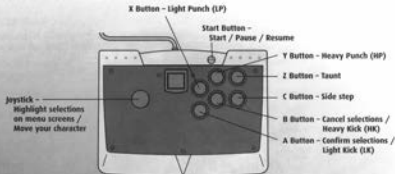
Highlight selections on menu screens / Move your character\*:

- ↑ Vertical jump
- ↗ Diagonal forward jump
- Move forward
- ↘ Crouch
- ↓ Crouch
- ↙ Crouch / Lower block
- ← Move backward / Upper block
- ↖ Diagonal backward jump

\* These moves are for characters facing right. Reverse the left/right directions for fighters facing left.

Never touch the Analog Thumb Pad or Triggers L/R while turning the Sega Dreamcast power ON. Doing so may disrupt the controller initialization procedure and result in malfunction. If the Analog Thumb Pad or Triggers L/R are accidentally moved while turning the Sega Dreamcast power ON, immediately turn the power OFF and then ON again, making sure not to touch the controller.

### SEGA DREAMCAST ARCADE STICK



### SEGA DREAMCAST JUMP PACK™

PROJECT JUSTICE supports the Jump Pack vibration peripheral. When inserted into the Expansion Slot of a Sega Dreamcast controller or compatible peripheral equipment, the Jump Pack provides a vibration effect that can considerably enhance the gameplay experience. (The Jump Pack cannot be used with the Arcade Stick.)

Note: When inserted into Expansion Slot 1 of the Sega Dreamcast controller, the Jump Pack connects, but does not lock. If the controller is jared, the Jump Pack may fall out during gameplay or otherwise inhibit game operation.




- PROJECT JUSTICE is a 1-to-4 player game. Connect controllers or other peripheral equipment before turning on the Sega Dreamcast.
- To return to the Title screen at any point during game play, simultaneously press and hold the A,

B, X, Y and Start buttons. This will cause the Sega Dreamcast to soft-reset the software.

- For both the controller and Arcade Stick, you can change the default button assignments. Use the BUTTON CONFIG option in Option mode. See page 10.

## GAME SCREEN



Score	Player's current score.
Timer	Remaining round time.
Vitality Gauge	Character's remaining vitality. The color bar decreases as character is attacked. If the color bar disappears, the character is knocked out.
Character	Name and portrait of the player.
Win Mark	Shows number of rounds won.
Bonus Message	Various messages appear as the battle rages on.
Burning Vigor Gauge	The gauge builds up as you attack an opponent or block the opponent's attack. When the gauge reaches a certain level (1, 2 or 3), you can perform the Burning Vigor Attack, Team Up Technique, Team Up Technique Counter and Triple Team Up Technique. (See pages 15-16.)
Partner A / Partner B	Your partners for Team Up Technique, Team Up Technique Counter and Triple Team Up Technique.

## FIGHT RULES

### MATCH PLAY

- Each round lasts for 99 counts (default) or until one player wins.
- The first player to use up all the opponent's vitality before time is up wins the round.
- If both players have some vitality remaining when time is up, the player with more vitality wins the round.
- The first player to win two out of three rounds (default) wins the match.

### DRAW GAME

A draw game occurs when both fighters run out of vitality at the same time (double K.O.), or when both fighters have the same amount of vitality left when time is up.

If a draw game occurs in the final round, the match is judged on points.

Note: Use Option Mode to change round time and number of rounds in a match. See page 10.

### CHARACTER CHANGE

You can change your character before each round of the match.

## GAME MODES

### ARCADE (1 or 2 players)

Play in Story Mode or Free Mode:

- **STORY MODE** – Play against the computer. Choose a school, follow the story, and defeat the final enemy to see the exciting ending.
- **FREE MODE** – Choose three characters and play them as a team against the computer. Defeat the final enemy to see the incredible ending.

### VERSUS (2 players)

Challenge a friend head-to-head. Insert two controllers into your Sega Dreamcast before starting. Choose a fighter and set handicaps (add stars to increase power) before each match.

### TRAINING

Practice basic controls and special moves. Select your character and sparring partner. Press the Start Button to display a menu allowing you to change the settings. To make your adjustments, use the Directional Button or Joystick to choose and press the A Button to confirm.



### LEAGUE BATTLE MODE (up to 6 teams)

A round-robin tournament by two to six teams. The team that wins the most matches wins the tournament. Choose the number of teams first, then select characters for each team.

### TOURNAMENT MODE (up to 8 teams)

A tournament for up to eight teams. Choose "CPU" in the Character Select screen to have a computer-controlled opponent participate.

- Press the Start Button in the Character Select screen to randomly choose team characters and allow the computer to control the team.
- When only one controller is connected, all the matches are automatically played against the computer. To play with more than one player, connect two or more controllers.



## OPTIONS

Adjust various game settings. Use the Directional Button or Joystick  $\uparrow/\downarrow$  to choose an option and  $\leftarrow/\rightarrow$  to adjust the setting. (An explanation of each option appears when the option is selected.)

- **DIFFICULTY** – Default difficulty level is 2.
- **DAMAGE** – Default damage level is 2.
- **TIMER SPEED** – Default timer speed is 2.
- **ROUNDS (CPU)** – Default number of rounds is 2.
- **ROUNDS (VS)** – Default number of rounds is 2.
- **QUICK CONTINUE** – Default is ON.
- **SOUND OUTPUT** – Default is MONAURAL.
- **BGM VOLUME** – Default level is 15.
- **SE VOLUME** – Default level is 15.
- **BUTTON CONFIG** – Press the A Button to display the submenu. Change the controller button assignments for each player individually, and turn vibration on/off. (The Vibration option is displayed only when a Jump Pack is connected to a controller).
- **GAME SYSTEMS** – Press the A Button to display the submenu. Adjust game features for each player individually, such as the initial number of Defensive Falls, Burning Vigor Gauges and so on.
- **DEFAULT SETTINGS** – Restore the default settings.
- **EXIT** – Return to the Mode Select screen.



## MEMORY CARD

Save and load game settings and game information. Use the Directional Button or Joystick  $\uparrow/\downarrow$  to select an item and  $\leftarrow/\rightarrow$  to adjust the setting. This game requires 4 blocks in a memory card to save a game file.

- An optional memory card is required to save a game file.
- Do not turn off the Dreamcast, remove the memory card or the controller while saving or loading. Doing so could destroy the game information in the memory card.

## EXTRA

If you meet certain conditions during gameplay, you can watch the story demos you've completed or listen to character voices. (An explanation of each option appears when the option is selected.)

- **WATCH** – Watch CPU-controlled matches.
- **STAGE** – Check out the stage backgrounds.
- **STORY OF THE ARCADE MODE** – View cinema scenes from Arcade Mode stories you've cleared.
- **BGM** – Sample background music.
- **VOICE** – Sample character voices.
- **CREDITS** – View names of the real folks who made this game.
- **RANKING** – Check out high scores for Arcade Mode.



## TEAM UP TECHNIQUE COUNTER

When your opponent performs a Team Up Technique on you, press **LP+LK** or **HP+HK** to call your Partner to help you. Team Up Technique Counter uses a Level 1 Burning Vigor Gauge.

When you perform a Team Up Technique Counter, a match between your Partner and your opponent's third character begins. If you hit the opponent's character first within the time limit, you can successfully counter the opponent's Team Up Technique.

Note: Your team and the opposing team must have three characters each in order to perform a Team Up Technique Counter.

## TRIPLE TEAM UP TECHNIQUE

When five or more gauges are stored in your Burning Vigor Gauge and the **ALL READY!** sign is displayed, you can perform the Triple Team Up Technique. Press any three attack buttons, or press the Left and Right Triggers simultaneously.

Increase the damage by repeatedly pressing a button while performing this technique.



## CHARACTERS

In this section, the arrow moves shown are for characters facing right; reverse when characters are facing left. P = Punch; K = Kick.



**BATSU  
TAIYO SCHOOL**

A hot-blooded, quarrelsome PE devotee, Batsu has a strong sense of justice. He is an expert street fighter. People tend to think he's rough, but he has a rarely-seen gentle side.

### SPECIAL MOVES

- Guts Bullet ↓↘→ + P (usable in air)
- Guts Uppercut →↓↘ + P
- Crescent Kick ↓↙← + K
- Shooting Star Kick ↓↘→ + K (in air)

### BURNING VIGOR ATTACKS

- Super Guts Bullet ↓↘→↓↘→ + P (usable in air)
- Super Guts Uppercut ↓↙←↓↙← + P
- Super Shooting Star Kick ↓↘→↓↘→ + K (in air)



**HINATA  
TAIYO SCHOOL**

A bright, high-energy girl, Hinata allied with Batsu to solve the year-old mystery of the disappearances. Gifted in martial arts, she is a karate master and expert in all sports.

### SPECIAL MOVES

- Rengekiken ↓↘→ + P (press rapidly)
- Shoysuken →↓↘ + P
- Enbokyaku ↓↙← + K (usable in air)
- Renkyakuten ↓↘→ + K in air

### BURNING VIGOR ATTACKS

- Super Rengekiken ↓↘→↓↘→ + P
- Fire Senpokyaku ↓↙←↓↙← + K (usable in air)





**KYOSUKE  
TAIYO SCHOOL**

This mysterious, cool-headed boy cooperates with Batsu while hiding a secret. He possesses magnificent fighting techniques, and makes sport of his opponents.

**SPECIAL MOVES**

- Cross Cutter ↓↘→ + P
- Shadow Wave ↓↘→ + P (in air)
- Shadow Cut Kick ↓↘→ + K  
(also usable in air)
- Lightning Uppercut →↓↘ + P
- Shadow Breaker ↓↙← + P

**BURNING VIGOR ATTACKS**

- Super Cross Cutter ↓↘→↓↘→ + P
- Super Shadow Cut Kick ↓↘→↓↘→ + K  
(also usable in air)
- Super Lightning Uppercut ↓↙←↓↙← + P



**SHOMA  
GORIN SCHOOL**

A short-tempered and competitive power slugger, Shoma's scrappy sense of justice causes a confrontation wherever he goes. Natsu is his good childhood friend.

**SPECIAL MOVES**

- Fast Ball ↓↘→ + P  
(also usable in air)
- Grand Slam Smash →↓↘ + P
- Fishing Swing ↓↙← + P

**BURNING VIGOR ATTACKS**

- Illusion Balls ↓↘→↓↘→ + P  
(also usable in air)
- Home Run Hitter ↓↙←↓↙← + P
- Home Run Slide ↓↘→↓↘→ + K



**NATSU  
GORIN SCHOOL**

Natsu is an excellent volleyball player with a powerful attack. She is competitive, smart and determined to protect her teammates. She is also Batsu's cherished childhood friend.

**SPECIAL MOVES**

- Serve Spike ↓↘→ + P  
(also usable in air)
- Sliding Receive →↓↘ + P
- Rolling Receive ↓↙← + P
- Top Block →↓↘ + P (in air)
- Iron Spike ↓↙← + P (in air)

**BURNING VIGOR ATTACKS**

- Blazing Serve ↓↘→↓↘→ + P  
(also usable in air)
- Orbital Serve ↓↙←↓↙← + P



**ROBERTO  
GORIN SCHOOL**

Usually cool, Roberto turns hot-blooded when playing soccer. A masterful goalie, he only fights for the sake of friendship and always helps someone in need.

**SPECIAL MOVES**

- Long Shot ↓↘→ + K
- Shining Save ↓↘→ + P  
(also usable in air)
- Thrust Kick →↓↘ + K
- Shining Catch ↓↙← + P

**BURNING VIGOR ATTACKS**

- Blazing Strike ↓↘→↓↘→ + K  
(also usable in air)
- Blazing Juggler ↓↙←↓↙← + K



**BOMAN**  
**PACIFIC SCHOOL**

A-counselor-in-training, Boman tries not to lose his temper because he knows he could really hurt someone. When he does fight, there is no stopping him!

**SPECIAL MOVES**

- Great Run            ↓↘→ + P
- Great Hook        ↓↙← + P
- Great Offense     ↓↘→ + K
- Great Lariat        ↓↙← + P (in air)

**BURNING VIGOR ATTACKS**

- Great Slash        ↓↘→↓↘→ + P
- Great Cross        ↓↙←↓↙← + P  
(also usable in air)



**INCHO**  
**TAIYO SCHOOL**

Incho is very popular and trusted by all her friends. She has a strong sense of responsibility, though only passing ability in martial arts or sports.

**SPECIAL MOVES**

- Wind Stance        ↓↘→ + P  
(also usable in air)
- Dragon Stance     →↓↘ + P (chargeable)
- Lightning Stance ↓↘→ + K (chargeable)
- Rock Breaker Stance ↓↙← + P
- Front Stance        ↓↙← + K

**BURNING VIGOR ATTACKS**

- Demonstrations ↓↘→↓↘→ + P
- Lecture Attack    ↓↘→↓↘→ + K



**RAN**  
**TAIYO SCHOOL**

Ran hopes one day to be a journalist. She is high-spirited and rushes to cover any event that makes good copy. Her favorite phrase is "This is a scoop!"

**SPECIAL MOVES**

- Flash Attack        ↓↘→ + P  
(also usable in air)
- Extra Editor        ↓↙← + P  
(also usable in air)
- Change Film        ↓↙← + K  
(also usable in air)

**BURNING VIGOR ATTACKS**

- Super Flash Attack ↓↘→↓↘→ + P
- Exclusive Interview ↓↙←↓↙← + P



**EDGE**  
**GEDO SCHOOL**

His uncontrolled manic streak keeps Edge on the brink of total violence. He follows his leader Daigo's instructions.

**SPECIAL MOVES**

- Reversing Blade Strike ↓↘→ + P  
(also usable in air)
- Cheap Shot        ↓↘→ + K
- Low Blow         ↓↙← + K  
(also usable in air)

**BURNING VIGOR ATTACKS**

- Strike Out         ↓↘→↓↘→ + P  
(also usable in air)
- Slash Out         ↓↙←↓↙← + P



**GAN**  
**GEDO SCHOOL**

Gan has extraordinary power, which he is very proud of. He teams up with Edge frequently. He loves food, and can eat five cheeseburgers at every meal.

**SPECIAL MOVES**

- Gen Stabbing ↓↘→ + P
- Clapping Hand Destruction →↓↘ + P
- Rough Wave Stomping ↓↘→ + K
- Giant Storm →↓↘↘↘↘ + P
- The Rock ↓↘→ + K (in air)
- Giant Cyclone ↓↘→ + P (in air)

**BURNING VIGOR ATTACKS**

- Super Gen Stabbing ↓↘→↓↘→ + P
- Concrete Smash ↓↘↘↘↘ + P
- Helicopter Smash ↓↘→↓↘→ + P (in air)



**DAIGO**  
**GEDO SCHOOL**

Big boss Daigo is very strict, though warm-hearted. He has a strong sense of duty. He is also a very charismatic leader who never fights dirty.

**SPECIAL MOVES**

- Phoenix Fist ↓↘→ + P
- Phoenix Fire ↓↘↘ + P
- Phoenix Kick ↓↘↘ + K
- Skull Aura ↓↘→ + P (in air)

**BURNING VIGOR ATTACKS**

- Phoenix Fury ↓↘→↓↘→ + P
- Super Skull Aura ↓↘→↓↘→ + P (in air)



**HIDEO**  
**JUSTICE SCHOOL**

A Shinszu-style karate expert, Hideo's job as a teacher has led him into some unsavory dealings. He joins Kyoko and Hayato to investigate what is happening.

**SPECIAL MOVES**

- Seihaken ↓↘→ + P  
(also usable in air)
- Anti-Air Seihaken ↓↘↘ + P
- Jicchokuken →↓↘ + P
- Shiokenyaku ↓↘↘ + K
- Raieishuu ↓↘→ + K  
(in air)

**BURNING VIGOR ATTACKS**

- Shimazu Seihaken ↓↘↘↘↘ + P
- Shimazu Jicchokuken ↓↘→↓↘→ + P



**KYOKO**  
**JUSTICE SCHOOL**

A brainy and energetic nurse, Kyoko's medical training as a surgeon makes her deadly in combat. She is investigating the case with Hideo.

**SPECIAL MOVES**

- Shokushin ↓↘→ + P then K  
(press rapidly)
- Shussekikakunin ↓↘↘ + P
- Keishin ↓↘↘ + K
- One Wing Stance ↓↘→ + K then P or K

**BURNING VIGOR ATTACKS**

- Stairway to the Sky ↓↘→↓↘→ + K
- Final Prescription ↓↘→↓↘→ + P





**MOMO**  
**GORIN SCHOOL**

Momo tags along with Shoma. Though she is backing Kuro's evil plan, it's only because it seems like fun to her and she likes Kuro.

**SPECIAL MOVES**

- Whale Serve ↓↘↘ + P
- Serve and Volley ↓↘↘ + P (during Serve)
- Rocket Racket →↓↘ + P
- Spin Smash ↓↘↘ + K
- Giant Swing →↘↘←← + P

**BURNING VIGOR ATTACKS**

- Whaam Slam ↓↘↘↘↘ + P
- Momo Crash ↓↘↘↘↘ + K  
(also usable in air)



**NAGARE**  
**GORIN COLLEGE**

Nagare coaches the swim team. He is usually quiet and hides his feelings, but his personality changes completely when he is in the water.

**SPECIAL MOVES**

- Concrete Dive ↓↘↘ + P  
(also usable in air)
- Artificial Respiration ↓←← + P
- Breaststroke Kick ↓↘↘ + K

**BURNING VIGOR ATTACKS**

- Underwater Dash ↓↘↘↘↘ + P  
(also usable in air)
- Splash Kick ↓↘↘↘↘ + K





**TAKE IT TO THE EDGE. CAPCOM EDGE.**  
COLLECT CAPCOM EDGE PROOF-OF-PURCHASE POINTS EVERY TIME YOU BUY ANY SPECIALLY MARKED CAPCOM GAME TO EARN AMAZING GEAR LIKE SHIRTS, GAMES OR EVEN A PORTABLE CD PLAYER! PLUS, YOU'LL BE ABLE TO WIN QUARTERLY SWEEPSTAKES WITH KILLER PRIZES - LIKE YOUR OWN SIGNATURE SIZE ARCADE MACHINE.

**DON'T FIGHT IT! SIGN UP TODAY.**

JUST COMPLETE THIS ENTRY FORM OR SEND A 3x5 CARD WITH YOUR NAME, ADDRESS, PHONE NUMBER AND DATE OF BIRTH, AND PARENT'S SIGNATURE (IF UNDER 18) TO:  
**CAPCOM EDGE 475 DAKMEAD PARKWAY, SUNNYVALE, CA 94086**

Offer valid 9/1/99 to 8/31/00. Maximum 2 awards per name and/or address. To claim awards send a completed entry redemption form, Capcom Edge or Fighters Edge proof of purchase points for original UPC codes and shipping and handling fees to Capcom Entertainment, see www.capcom.com for complete details. Award merchandise is subject to change and subject to availability while supply lasts. Allow 10-12 weeks for delivery. Items may be shipped separately. Extra points on orders will not be refunded. Points cannot be transferred or sold to another party for use for any other purpose. Capcom Edge points cannot be redeemed for cash. Capcom Entertainment may cancel, rescind or amend this offer at any time. Prizes and subject to verification. Only original Capcom Edge or Fighters Edge proof of purchase points or original UPC codes are valid and need packaging or retail authorized Capcom Edge or Fighters Edge signatures. No reproductions allowed. Points valid only once per game purchase per person. The Capcom Edge program is valid only with current Capcom and Fighters Edge games. Those under age 18 must have parent or guardian signature to participate. The Capcom Edge program is operated by Capcom Entertainment and is open to residents of the United States and Canada excluding Quebec. Voidable claims will be voided. Proof of mailing shall not constitute proof of delivery. Capcom is not responsible for lost, incomplete, damaged or illegible claims/entries. Certified mail is recommended for mailed transactions excepts will be determined on a number showing upon registered Capcom Edge members. No purchase necessary. Odds of winning depend on number of registered Capcom Edge members. Sony Computer Entertainment America, Nintendo of America and Sega of America are in no way affiliated with this program. Employees of Capcom Entertainment, its agencies, vendors and their immediate family members are not eligible for this offer. All decisions of Capcom Entertainment on all matters relating to this promotion are final. Participants agree that awards are presented on the condition Capcom Entertainment, Sony Computer Entertainment America, Nintendo of America, Sega of America, their affiliates, subsidiaries, licensing/partner companies, agents and whoever, for any damages, injuries, losses or expenses of any kind resulting from acceptance, possession or use of the award. Award recipient is responsible for any and all Federal, State and local taxes if necessary. Offer is only good in United States and Canada excluding Quebec. Void where prohibited by law. Other restrictions may apply. All orders must be postmarked by 8/31/00.

© CAPCOM '99-'00. CAPCOM U.S.A., INC. 2001. ALL RIGHTS RESERVED. CAPCOM and the CAPCOM logo are registered trademarks of CAPCOM, LTD. CAPCOM EDGE is a trademark of CAPCOM, LTD.



www.capcom.com

**CREDITS**

Manual Design: Harshaw Ink & Image Marketing; Todd Thomson, Sean Myler, Robert Johnson and Nate Williams; Creative Services: Jennifer Desaulle and Marico Difrent; Package Design: Michi Morita and Jamie Gibson; Translation: Masayuki Fukumoto; PR: Melinda Mongiluzon, Matt Atwood and Carrie Root; Special thanks to: Tom Shirawa, Mike Takano, Bill Gardner, Robert Lindsay and Customer Service.

**90-DAY LIMITED WARRANTY**

CAPCOM ENTERTAINMENT, INC. ("CAPCOM") warrants to the original consumer that this Sega Dreamcast GO-ROM ("GO-ROM") from CAPCOM shall be free from defects in material and workmanship for a period of 90 days from date of purchase. If a defect covered by this warranty occurs during the 90-day warranty period, CAPCOM will replace the GO-ROM free of charge.

To receive this warranty service:

1. Notify the CAPCOM Consumer Service Department of the problem requiring warranty service by calling (408) 774-0400. Our Consumer Service Department is in operation from 8:30 a.m. to 5:00 p.m. Pacific Time, Monday through Friday.
2. If the CAPCOM service technician is unable to solve the problem by phone, he/she will instruct you to return the entire GO-ROM to CAPCOM freight prepaid at your own risk of damage or delivery. We recommend sending your GO-ROM certified mail. Please include your sales slip or similar proof-of-purchase within the 90-day warranty period to:

**CAPCOM**  
Consumer Service Department  
475 Oakmead Parkway  
Sunnyvale, CA 94086

This warranty shall not apply if the GO-ROM has been damaged by negligence, accident, unreasonable use, modification, tampering or by other causes unrelated to the defective materials or workmanship.

**REPAIRS AFTER EXPIRATION OF WARRANTY**

If the GO-ROM develops a problem after the 90-day warranty period, you may contact the CAPCOM Consumer Service Department at the phone number noted previously. If the CAPCOM service technician is unable to solve the problem by phone, he/she may instruct you to return the defective GO-ROM to CAPCOM freight prepaid at your own risk of damage or delivery, enclosing a check or money for \$20.00 (U.S. funds only) payable to CAPCOM. We recommend sending your GO-ROM certified mail. CAPCOM will replace the GO-ROM, subject to the conditions above. If replacement GO-ROMs are not available, the defective product will be returned to you and the \$20.00 payment refunded.

**WARRANTY LIMITATIONS**

ANY APPLICABLE IMPLIED WARRANTIES, INCLUDING WARRANTIES OF MERCHANTABILITY AND FITNESS FOR A PARTICULAR PURPOSE, ARE HEREBY LIMITED TO NINETY (90) DAYS FROM THE DATE OF PURCHASE AND ARE SUBJECT TO THE CONDITIONS SET FORTH

**PROJECT JUSTICE**

**20<sup>PTB.</sup>**



**PROJECT JUSTICE**

**20<sup>PTB.</sup>**

PURCHASE AND ARE SUBJECT TO THE CONDITIONS SET FORTH HEREIN. IN NO EVENT SHALL CAPCOM BE LIABLE FOR CONSEQUENTIAL OR INCIDENTAL DAMAGES RESULTING FROM THE BREACH OF ANY EXPRESS OR IMPLIED WARRANTIES.

The provisions of this warranty are valid in the United States and Canada only. Some states and provinces do not allow limitations on how long an implied warranty lasts or exclusions of consequential or incidental damages, so the above limitations and exclusions may not apply to you. This warranty gives you specific legal rights, and you may have other rights, which vary from state to state or province to province.

**ESRB RATING**

This product has been rated by the Entertainment Software Rating Board. For information about the ESRB rating, or to comment about the appropriateness of the rating, please contact the ESRB at 1-800-771-3772. Sega is registered in the US Patent and Trademark Office. Sega, Dreamcast and the Dreamcast logo are either registered trademarks or trademarks of Sega Corporation. All Rights Reserved. Made and printed in the USA. WARNING: Operates only with NTSC televisions and Sega Dreamcast systems purchased in North and South America (except Argentina, Paraguay and Uruguay) Will not operate with any other televisions or Sega Dreamcast systems. Product covered under one or more of the following U.S. Patents: 5,460,374; 5,525,770; 5,627,895; 5,688,173; 4,442,486; 4,454,584; 4,462,076; Re 35,839; Japanese Patent No. 2679538; (Patents pending in Japanese and in U.S. and other countries); Canada Patent No. 1,183,276. The ratings icon is a trademark of the Interactive Digital Software Association. Sega of America **SEGA**



PROJECT JUSTICE



PROJECT JUSTICE  
**20** PTS.



PROJECT JUSTICE  
**20** PTS.

## TAKE IT TO THE EDGE CAPCOM EDGE

JOIN THE RANKS OF THE WORLD'S GAMING ELITE AND EARN CAPCOM EDGE POINTS EVERY TIME YOU BUY THE CAPCOM GAMES YOU LOVE. COLLECT MORE POINTS AND GET ALL KINDS OF COOL STUFF LIKE T-SHIRTS, WATCHES, SUNGLASSES PORTABLE STEREOS AND OTHER CAPCOM EDGE GEAR DON'T FIGHT IT! JOIN TODAY!

CAPCOM ENTERTAINMENT, INC. 475 Delaware Parkway, Sunnyvale, CA 94088  
© CAPCOM CO., LTD. 2001 CAPCOM U.S.A., INC. 2001 ALL RIGHTS RESERVED. CAPCOM and the CAPCOM LOGO are registered trademarks of CAPCOM CO., LTD. PROJECT JUSTICE and CAPCOM EDGE are trademarks of CAPCOM CO., LTD.

Sega is registered in the US Patent and Trademark Office. Sega, Dreamcast and the Dreamcast logo are either registered trademarks or trademarks of Sega Corporation. All Rights Reserved. Made and printed in the USA.  
Additional: Operates only with NTSC televisions and Sega Dreamcast systems purchased in North and South America except Argentina, Paraguay and Uruguay. Will not operate with any other televisions or Sega Dreamcast systems.  
Product covered under one or more of the following U.S. Patents: 5,486,014; 5,525,170; 5,821,895; 5,899,110; 6,042,490; 6,044,090; 6,462,076; No. 35,839, Japanese Patent No. 2879528, (Patents pending in U.S. and other countries);  
Canada Patent No. 1,382,276. The ratings icon is a registered trademark of the Interactive Digital Software Association.  
Sega of America Entertainment, Inc. P.O. Box 9999, San Francisco, CA 94119.

**CAPCOM**

**SEGA**